

HORNBY®



HORNBY®

BRMA Convention September 2022

HORNBY®



HORNBY®



Presented by
Simon Kohler

BRMA Convention September 2022

HORNBY®

HORNBY®

EDITION SIXTY SIX 2020



00 GAUGE

MODEL RAILWAYS & ACCESSORIES

HORNBY®



- **Introduction: A brief history of Simon Kohler**
- **The development of a new Hornby locomotive**
- **Which – Choosing a model**
- **When – The year of introduction**
- **How – Research, Design, Production**
- **Marketing – Some of the difficulties**
- **Question Time**


Who?



The Early Years!
40C

HORNBY®

Who?



**The “Northampton Years”
4B**

Who?




**The “Northampton Years”
4B**

HORNBY®

Who?

1978




1981

Hammant & Morgan

HORNBY®

Who?



Hammant & Morgan

HORNBY®

Who?




H&M Loco Tester



H&M Relco

HORNBY®

Who?



.....and Woodland Scenics

HORNBY®

Who?



Arrival at Hornby
1981 – 2014 2017 – 20??

HORNBY®

HORNBY®

The logo features the word "HORNBY" in a bold, black, serif font. A registered trademark symbol (®) is positioned to the right of the word. The text is enclosed within a black, rounded rectangular border with decorative, slightly curved corners.



HORNBY®

**The development of a new
Hornby Locomotive**

Which, When & How?

Which?

Which?



Letters
Internet

E-Mail



Which?



Which?



QUESTIONNAIRE

The **New Locomotives** I would like to see are in order of importance:

1: _____ 2: _____ 3: _____

The **New Coaches** I would like to see are in order of importance:

1: _____ 2: _____ 3: _____

The **New wagons** I would like to see in order of importance:

1: _____ 2: _____ 3: _____

Do you read any of the magazines listed below? If so please tick the box next to the appropriate title(s)

- Railway Modeller British Railway Modelling Model Rail
 Steam World Rail Express Model Trains International
 Hornby Magazine Others: (Please specify): _____

What type of Control System do you use? (Please tick) D.C.C Conventional 12v D.C

& manufactures Name: (Please specify) _____

How many locomotives do you have in your collection :

What do you Model Modern Image Steam Both

& in which period? 1900-1948 1949-1964 1965-1975 1976-1995 1996-Present Day

Please Tick your Relevant age group : 4-6 7-12 13-19 20-29
 30-39 40-49 50-59 60-64 65+

Please print clearly your name & address here and you will be entered into a Free Prize Draw where you could win a fabulous Hornby locomotive.

Peterborough / 2009



QUESTIONNAIRE

The **New Locomotives** I would like to see are in order of importance:

1: _____ 2: _____ 3: _____

The **New Coaches** I would like to see are in order of importance:

1: _____ 2: _____ 3: _____

The **New wagons** I would like to see in order of importance:

1: _____ 2: _____ 3: _____

Do you read any of the magazines listed below? If so please tick the box next to the appropriate title(s)

- Railway Modeller British Railway Modelling Model Rail
 Steam World Rail Express Model Trains International
 Hornby Magazine Others: (Please specify): _____

What type of Control System do you use? (Please tick) D.C.C Conventional 12v D.C

& manufactures Name: (Please specify) _____

How many locomotives do you have in your collection :

What do you Model Modern Image Steam Both

& in which period? 1900-1948 1949-1964 1965-1975 1976-1995 1996-Present Day

Please Tick your Relevant age group : 4-6 7-12 13-19 20-29
 30-39 40-49 50-59 60-64 65+

Please print clearly your name & address here and you will be entered into a Free Prize Draw where you could win a fabulous Hornby locomotive.

Peterborough / 2009



QUESTIONNAIRE

The **New Locomotives** I would like to see are in order of importance:

1: _____ 2: _____ 3: _____

The **New Coaches** I would like to see are in order of importance:

1: _____ 2: _____ 3: _____

The **New wagons** I would like to see in order of importance:

1: _____ 2: _____ 3: _____

Do you read any of the magazines listed below? If so please tick the box next to the appropriate title(s)

- Railway Modeller British Railway Modelling Model Rail
 Steam World Rail Express Model Trains International
 Hornby Magazine Others: (Please specify): _____

What type of Control System do you use? (Please tick) D.C.C Conventional 12v D.C

& manufactures Name: (Please specify) _____

How many locomotives do you have in your collection :

What do you Model Modern Image Steam Both

& in which period? 1900-1948 1949-1964 1965-1975 1976-1995 1996-Present Day

Please Tick your Relevant age group : 4-6 7-12 13-19 20-29
 30-39 40-49 50-59 60-64 65+

Please print clearly your name & address here and you will be entered into a Free Prize Draw where you could win a fabulous Hornby locomotive.

Peterborough / 2009



Which?

Questions:


- **Number in Class**
- **Variations**
- **Periods: Pre Grouping**
- **Pre Nationalisation**
- **Post Nationalisation**
- **Private Ownership**

Which?

Power Series

The Power of THE A4s

Brian Morrison



Oxford Publishing Co.

Power Series

OPC

The Power of the GRANGES

Laurence Waters



Power Series

The Power of THE HSTs


J. Vaughan



Oxford Publishing Co.

Power Series

The Power of the CLASS 3



...ing Co.

Power Series

OPC

The Power of the MERCHANT NAVIES

Gavin Morrison



HORNBY®

HORNBY®

Steam Locomotives



GWR / BR Castle Class. Introduced: 1923


Purpose: Mainly Passenger

No. in Class: 165


Operated on all areas of the Great Western Railway

HORNBY®

GWR "Tintagel Castle"



BR "Beverston Castle"




BR "Ince Castle"



HORNBY®

Special Edition

The Pete Waterman Connection



GWR Castle Class "Earl Cairns"

HORNBY®

When?

When?

2023

2024

2025

2026

2027

2028

HORNBY®

When?

Planning 1st, 2nd, 3rd Year:

Models

Periods

Liveries

Quantities

Presentations:

Main Board and Development Manager

How?

HORNBY®

How?

Product Development:

- **Passed to Product Development Manager**

- **Designer / Researcher:**


Drawings, research documentation, books, magazines etc. experts, societies.

How?



GWR ENGINES

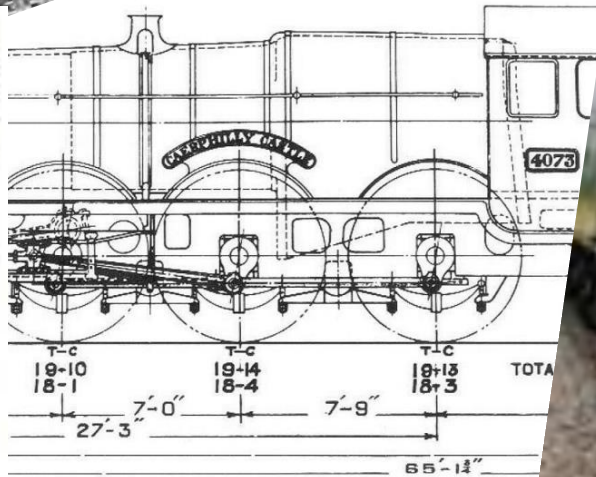
NAME, NUMBERS, TYPES, CLASS, ETC.
OF
GREAT WESTERN RAILWAY LOCOMOTIVES
BY
W. G. CHAFFIN



Printed in 1966 by the
GREAT WESTERN RAILWAY

London, W3

PAUSE FOR BREATH & WATER



A GWR 175 SPECIAL EDITION

BRITISH STEAM

CASTLES & KINGS



KEITH LANGSTON


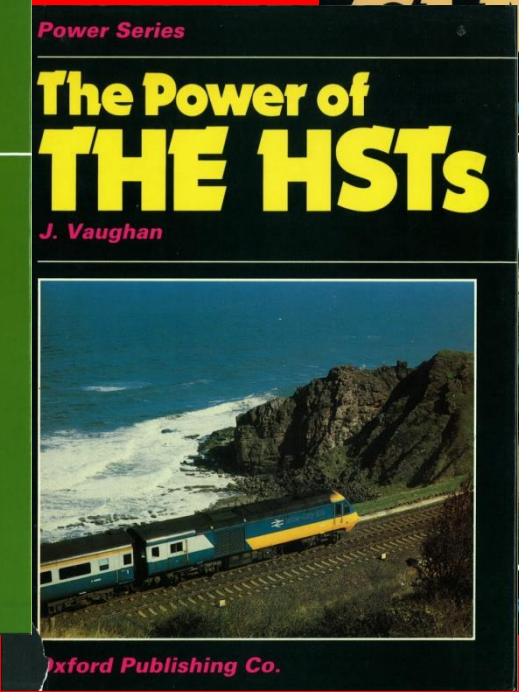
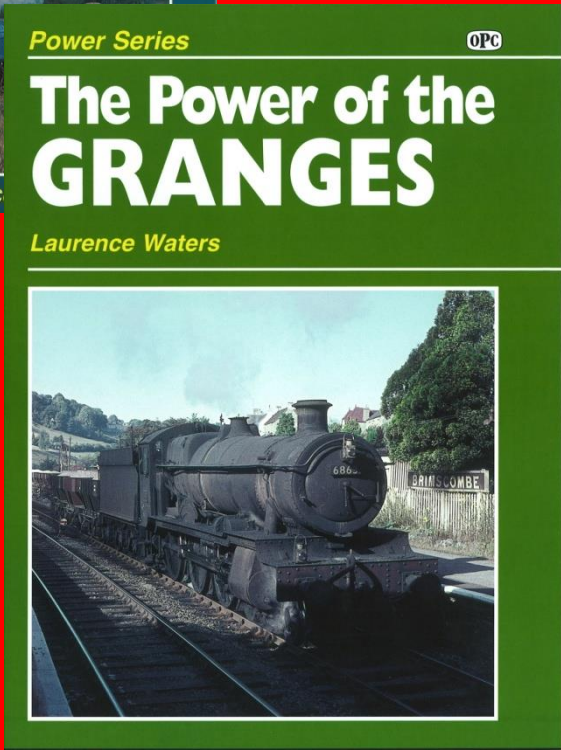

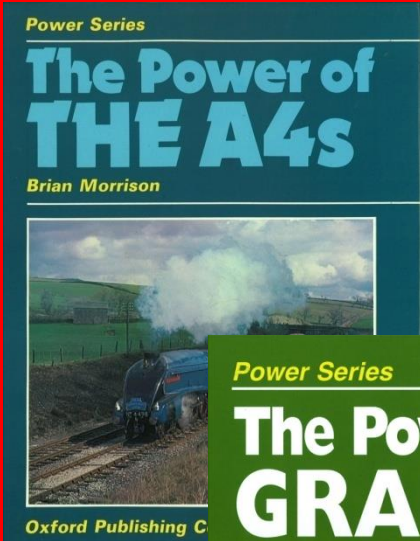


How?

Product Development:

- **Variations: Steam domes, chimneys, rivet patterns, tenders, grills, exhaust ports, wheel weights etc.**
- **Designer will plan to incorporate as many variations into the design as possible.**

How?



How?



HORNBY®

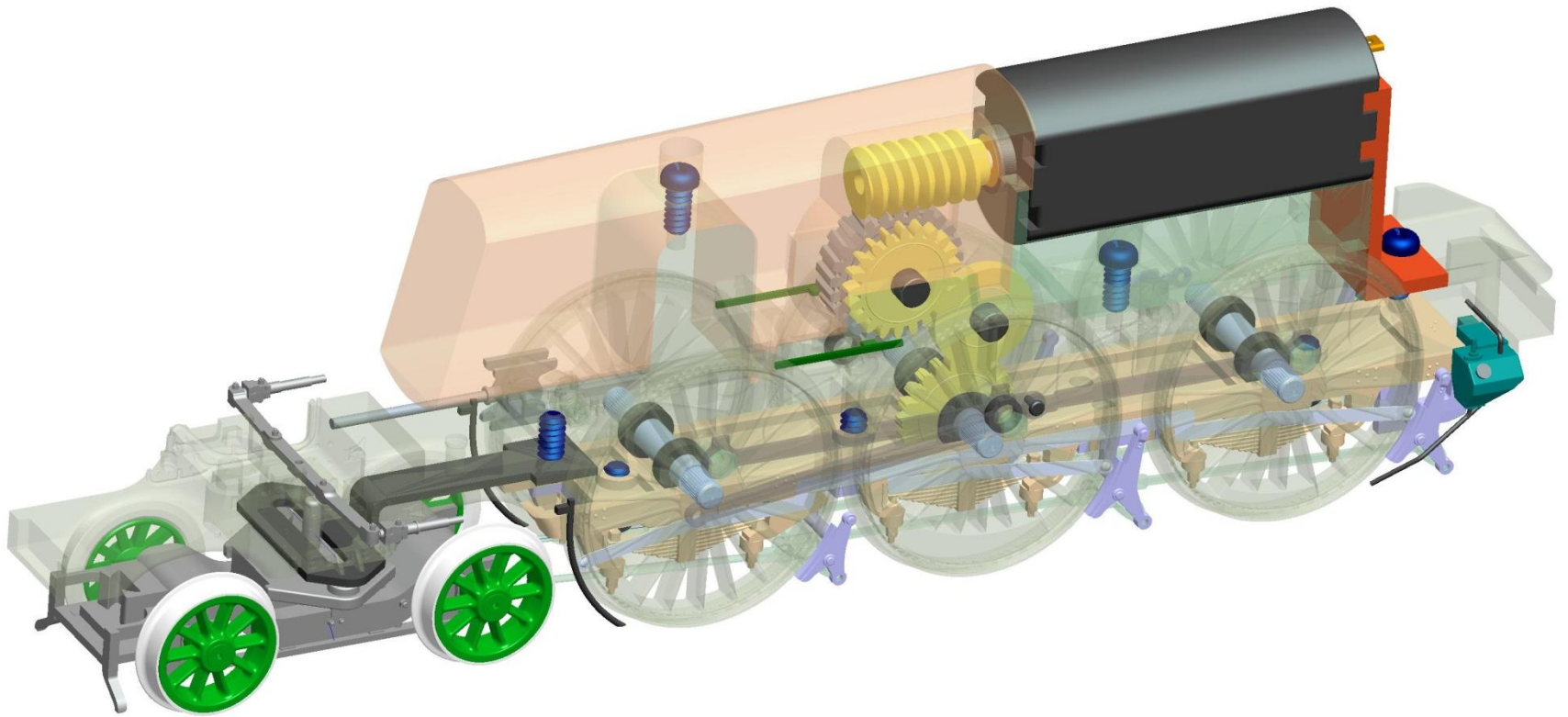
How?

Product Development:

First things first!


- **Scale drawings to 1:76**
- **Measure boiler to determine what motor can be used.**
- **Commence creation of chassis drawings: Wheels centres, gearing, motor etc.**

How?


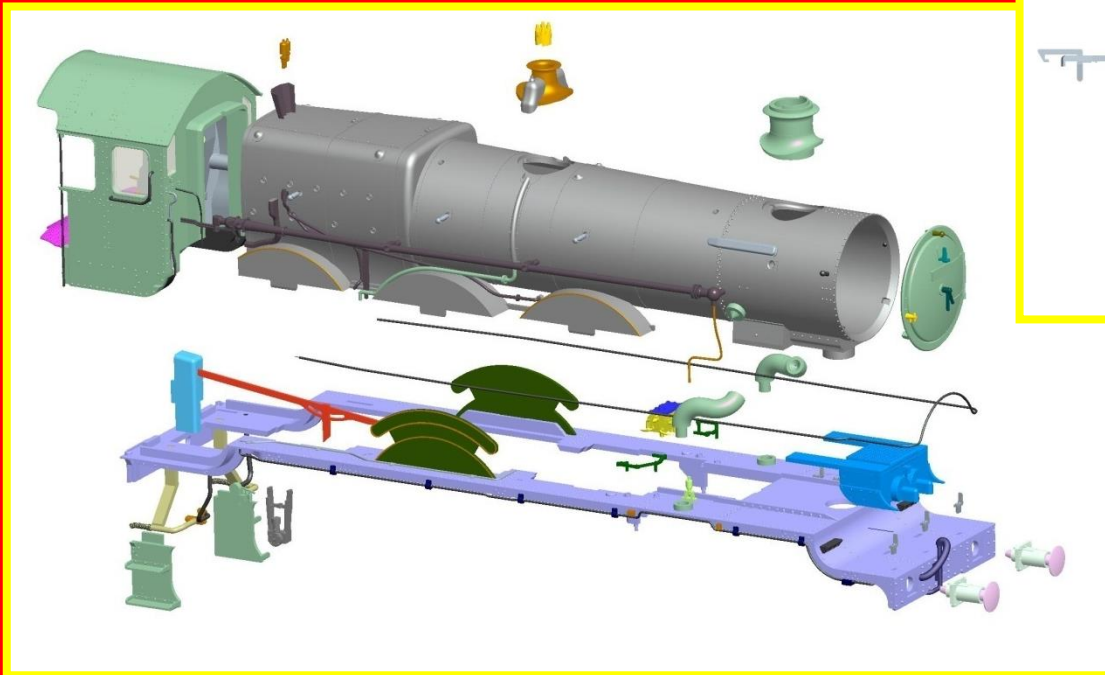


HORNBY®



How?



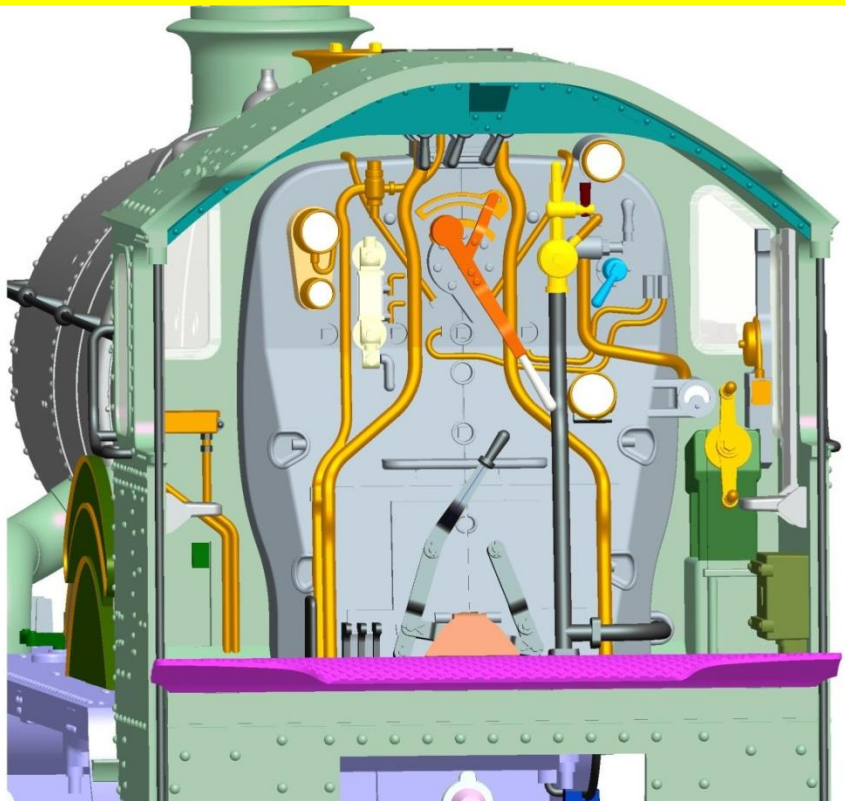
How?



How?



How?



HORNBY®

How?

Product Development:

Detail stage:

- **Add detail: rivets, washout plugs, cab detail**
- **Incorporate wiring loom: Pick ups on each wheel of locomotive and tender.**
- **Ready for the next stage.**

How?

Product Development:

Model stage:

- **Creation of 3D model of locomotive and variations.**
- **Stereo lithographic model created using lasers and liquid polymer. 3D Printing**
- **All plastic parts created in stereo.**

How?



HORNBY®

How?

Product Development:

Model stage:


- **Stereo model then assembled by model maker.**
- **All electrics and motor incorporated into the model.**
- **Completed model then operated.**

How?




HORNBY®

How?



HORNBY®

How?



HORNBY®

How?

Product Development:

Tooling stage:

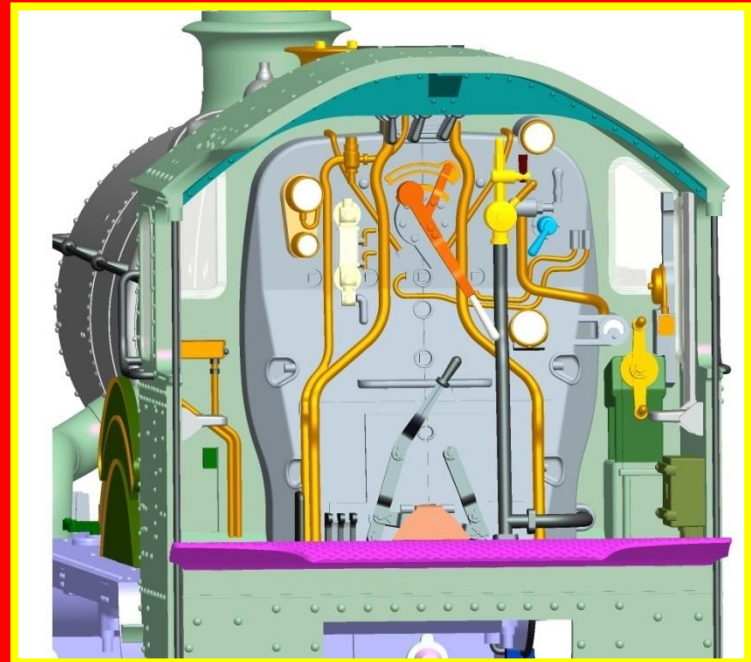


- **When satisfied all is OK model and drawings sent to manufacturer for tooling and production quotes.**
- **When tooling quotes received final Board approval obtained.**
- **Tooling commences**

How?


Product Development:

Tooling stage:

- **First shots received.**
- **Parts assembled to check tolerances, running characteristics etc.**
- **If necessary drawing / tooling modifications are actioned.**



HORNBY®



HORNBY®


How?

Product Development:

Tooling stage:

- **Continual flow of sample shots**
- **Decorated parts received for approval**
- **When all samples approved production can commence!**

How?



How?

Product Development:

Time Lines:

- **Drawing time:** 4 – 8 months
- **Stereo model:** 1 - 2 days
- **Assembly:** 1 – 2 days
- **Start – Finish:** 12 – 18 months

Marketing

Marketing

HORNBY® EDITION SIXTY SEVEN 2021

www.hornby.com
MODEL RAILWAYS & ACCESSORIES

80 GAUGE

HORNBY® Castle Class Locomotives

During much of the GWR the Collett designed Castle Class locomotives first started to leave the Swindon Works in 1924. "Castles" were reinforced for hauling heavy trains at high speeds and remained on top jobs express duties until they were replaced by diesels in the early 1960s. On June 8, 1932 No. 5000 covered the 77 miles from Swindon to London in 58 minutes with 39 miles of the run being made at 80 mph which was quite an achievement at the time. So successful was the design of these locomotives that they continued to be built until 1950.

NEW
R 2850X
BR 4-6-0 RICE CASTLE CASTLE CLASS - TOP 4
Special fitting pack: Castles to suit engines and parallel-plate axle R 2850X & DCC (new)

NEW
R 2845X
BR 4-6-0 BEVERSTON CASTLE CASTLE CLASS - TOP 4
Special fitting pack: Castles to suit engines and parallel-plate axle R 2845X & DCC (new)

NEW
R 2840X
GWR 4-6-0 TIVINGS CASTLE CLASS - CIVILIAN
Special fitting pack: Castles to suit engines and parallel-plate axle R 2840X & DCC (new)


4-6-0 CASTLE CLASS LOCOMOTIVE FACTS & FIGURES
 Designer: C. B. Collett
 Number built: 1724
 Purpose: Express Passenger
 Length: 40ft 0in
 Weight: 110 tons

Details:
 Spring buffers, Cab and tender
 DCC ready
 3 axle drive, round Loco drive
 Horns: 18" radius x 1.375" wide


Available:
 R 2840X, R 2845X, R 2850X
 4th quarter

DCC FITTED READY

GWR "Tintagel Castle"



BR "Beverston Castle"



BR "Ince Castle"




Image manipulation



HORNBY®

Marketing

HORNBY®

EDITION SIXTY EIGHT 2022

www.hornby.com

MODEL RAILWAYS & ACCESSORIES

00 GAUGE

CASTLE

R 2840x **0798 4-4-0 TYNAGEL CASTLE CLASS - GWR (E30)**
 Suitable rolling stock: GWR rolling stock of the period. (Please note R 2840x is DCC (E30))

R 2841x **08 4-4-0 REVERSTON CASTLE CASTLE CLASS - GWR (E3)**
 Suitable rolling stock: R440, R440L, R440S, R440T, R440S plus suitable wagons of the period. (Please note R 2841x is DCC (E3))

R 2850x **09 4-4-0 INCE CASTLE CASTLE CLASS - LMS (E3)**
 Suitable rolling stock: R440S, R4410, R4411, R4412, R4413 plus suitable wagons of the period. (Please note R 2850x is DCC (E3))

4-4-0 CASTLE CLASS LOCOMOTIVE FACTS & FIGURES
 Length: 265mm
 Detail: Spring buffers, Cab and tender detail
 Special features: DCC ready

Motor: Curved track
 Available: 3 jobs steam wound loco drive Horns, 1st notch + / 2nd notch

DCC READY

GWR "Tintagel Castle"



BR "Beverston Castle"



BR "Ince Castle"




HORNBY®

EDITION FIFTY-EIGHT 2012

BRIGHTON BELLE

VICTORIA BRIGHTON



www.Hornby.com

00 GAUGE

MODEL RAILWAYS & ACCESSORIES

HORNBY®

Image manipulation



Spot the difference!



Image manipulation



Spot the difference!



...and finally

HORNBY®



**DCC DCC
FITTED READY**

R 3038/X Wrexham & Shropshire Bo-Bo Diesel Electric 'A Shropshire Lad' Class 67



R 3040/X EWS Bo-Bo Diesel Electric Class 67



R 3039/X DB Schenker Bo-Bo Diesel Electric 'Keith Heller' Class 67

Class 67

...pulling power at its best!

- Cab detail
- Motor compartment detail
- Switchable night and day lighting
- Sprung buffers
- Diecast chassis
- Superb traction weighs 650 gms
- Etched roof detail
- Separately fitted windscreen wipers
- 5 pole skew wound motor
- Cab lighting
- Pickups on all wheels
- Detailed bogies
- Twin bogie drive

00 Gauge Locomotives, Rolling Stock & Accessories

www.hornby.com

HORNBY®

HORNBY®

00 GAUGE MODEL RAILWAYS

...and finally

FOOTPLATES & FIRE

The new Hornby A1 and A3 locomotives are now fitted with a solid diecast footplate and flickering firebox. The diecast footplate adds additional weight over the driving wheels and therefore increases the locomotive's pulling power, while the flickering firebox adds that extra piece of authentic realism to an already stunning model.



IN STOCK AND AVAILABLE NOW



R30087 LNER A3 Class No. 45 'Lemberg' (diecast footplate and flickering firebox) - Era 3

Flickering
firebox
Diecast
footplate

DCC
READY
8 PIN
www.hornby.com



R3990 LNER A1 Class No. 2547 'Doncaster' (diecast footplate and flickering firebox) - Era 3

Flickering
firebox
Diecast
footplate

DCC
READY
8 PIN
www.hornby.com



R3989 LNER A1 Class No. 2564 'Knight of Thistle' (diecast footplate and flickering firebox) - Era 3

Flickering
firebox
Diecast
footplate

DCC
READY
8 PIN
www.hornby.com



R3991 BR A3 Class 4-6-2, No. 60103 'Flying Scotsman' (diecast footplate and flickering firebox) - Era 4

Flickering
firebox
Diecast
footplate

DCC
READY
8 PIN
www.hornby.com

Product codes: Hornby® 00 Gauge 001. Hornby Model Railways. © 2019. Images on packaging subject to change. Every product supports the railway.

For more information please visit your local Hornby stockist or go to www.hornby.com

[facebook.com/officialhornby](https://www.facebook.com/officialhornby)
twitter.com/hornby
[instagram.com/officialhornby](https://www.instagram.com/officialhornby)
[tiktok.com/officialhornby](https://www.tiktok.com/officialhornby)
[youtube.com/hornbymodelrailways](https://www.youtube.com/hornbymodelrailways)

HORNBY®



HORNBY visitor centre



Join us for a journey through the history of Britain's best loved toys!



Featuring rare products from the Hornby, Scalextric, Airfix and Corgi archives. Track the history of Hornby's iconic model trains from Frank Hornby's early home-made toys in sheet metal, through the development of Hornby 'O' gauge and Hornby-Dublo. Don't miss the spectacular model railway layouts.



The Hornby Retail Shop offers an extensive range of Hornby, Scalextric, Airfix, Humbrol and Corgi products.

Ticket Prices

Hornby visitor centre

Adult - £4 Child/OAP - £2
(Ages 5-15)

Family - £10
(2 Adults and up to 4 children)

Open 7 Days week • 10am - 5pm

Tel: 01843 233524

e-mail: visitor_centre@hornby.com

For more information visit www.hornby.com/visitorcentre

WESTWOOD • MARGATE • KENT • CT9 4JX

On the A254 Ramsgate Road, between Westwood Cross Shopping Centre and Margate



HORNBY®

Question Time

Thank you

HORNBY®